




Wealth Insights

TD Wealth Private Investment Advice

Spring 2021



Will Markets Continue Their Climb?

“It’s tough to make predictions, especially about the future.” These are the words of baseball Hall of Famer, Yogi Berra. Even if you aren’t a baseball fan, Berra’s wit can be appreciated for being as astute as it is funny — and his words may carry some good lessons for investing.

In the middle of a public health pandemic, equity markets have continued their advance. The S&P/TSX Composite and S&P 500 indices have posted record highs. By a variety of measures, many stock valuations have been looking stretched. The S&P 500 CAPE ratio is at its highest level since the dot-com bubble years — when it peaked at 44.2X. At the start of February it hovered around 34X.¹

While it may seem like exuberance to some degree, markets tend to be forward looking in nature: economic recovery is expected as economies reopen. There are other reasons: persistently low interest rates, and the pledge by central banks to hold them at these levels, has led investors to equity markets as — “TINA” — there is no alternative. Bank deposits and guaranteed investment certificates pay measly returns and bond yields are low. Stimulus measures have helped to inflate asset prices as well. There has also been a significant influx of new investors into the stock markets during the pandemic.

Will the markets continue their climb? As Berra perhaps most famously said, “it ain’t over till it’s over.” We may not know what inning we’re in because markets can often advance further than one thinks. During the dot-com years, even after then-Federal Reserve Chairman Alan Greenspan’s infamous “irrational exuberance” speech in 1996, the markets continued their rise for more than three years. Today, while there is a considerable amount of excess, some argue that there isn’t the same magnitude of financial leverage that accompanied past exuberance. And, certain areas of the markets are still expected to benefit from continued economic recovery as things return to normal.

Regardless, focusing on how far the markets have advanced can be counterproductive. Berra once said, “baseball is 90 percent mental; the other half is physical.” Questionable math aside, the same principle can hold true in investing. Our challenge as investors is to ignore the noise. When times are difficult, it can hinder positive action: “it’s not a good time to buy now because...” Or, when the market progresses, it may raise anxiety levels: “how high can it go?” And, when there may be temptation to chase the markets, Berra’s words offer sage advice: “Don’t always follow the crowd, because nobody goes there anymore. It’s too crowded.”

In This Issue

Investing During Buoyant Times	2
How Much is \$30 Per Week Worth	2
Tax Time: Working from Home	3
Inflation and Interest Rates	3



Bayswater Group — TD Wealth Private Investment Advice

L to R: Louise Fry, Joanna Choi, Ryan Ormerod, Bill Jaffe, Candice Xiong

To Our Clients:

For many of us, spring couldn’t have come sooner. At the time of writing, volatility has returned to the equity markets. Seasoned investors will remember that it plays a common role in the markets and, after many months of market advances, should be expected. It may also provide opportunities to put capital to work as we continue to build portfolios for the future.

Enjoy the warmer and longer days ahead and please don’t hesitate to call for any investing matters.

— **Bayswater Group**

This often involves a longer-term commitment to a plan that has been constructed to help achieve your goals. Along the way, there may be limited value in trying to predict the direction of the markets — your overall success isn’t dependent on calling the top of any cycle. For most longer-term investors, the road ahead will bring both ups and downs. Success is likely to be achieved by those investors who have confidence in that plan and maintain discipline in good times and in bad, regardless of whatever pitches may be thrown.

1. CAPE ratio = cyclically-adjusted price-to-earnings ratio, which measures a stock price by the average of earnings for the last 10 years, adjusted for inflation. The current value is for the S&P 500 at 2/1/21; Source: ycharts.com/indicators/cyclically_adjusted_pe_ratio

Wealth Insights

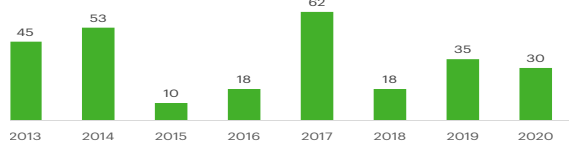
■ Investing Perspectives

Investing During Buoyant Market Times

Many market observers may feel as though we've been debating a stock market bubble for at least a decade. In December 2013, a headline in the popular press read: "Nobel prize winner warns of US stock market bubble."¹

Since that time, the markets have reached multiple new highs and the bubble headlines have continued.

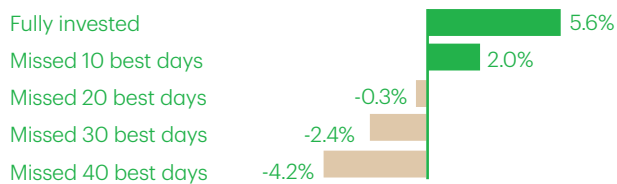
Chart: Number of Times the S&P 500 Index Closed at All-Time Highs²



For some, this has been cause for discomfort. After all, while markets can climb, they can also fall. But here are some considerations to keep perspective:

Timing the markets is difficult — While avoiding a market fall is ideal in theory, accurately timing the markets is a difficult, if not impossible, task. And, it's not just about protecting your investments from market drops; equally important is ensuring you benefit from market gains. After the markets fell last spring, many were surprised at the speed in which they reversed their course. Consider the consequences of missing the best days of performance in the markets.

Chart: Impact of Missing Best Days of Performance, S&P 500 Index



Source: S&P 500 Total Returns, 1/1/1999 to 1/1/2019. Data accessed from Yahoo Finance.

■ It Starts with Saving...

How Much is \$30 Per Week Worth?

Success in building wealth can start with saving. What may seem like a little can make a big difference over time if you're able to stick to a regular savings plan.

If you have (grand)children learning about finances, the table below may be a worthwhile share. It shows the potential impact that just \$30 per week of savings — or \$1,560 per year — can have down the road based on various rates of return. It's a good reminder of the considerable power of time and compounding.

Table: How Much is \$30 Per Week Worth?

Years	Annual Return		
	4%	5%	6%
30	\$90,226	\$108,194	\$130,587
40	\$153,655	\$198,383	\$258,894
50	\$248,216	\$346,925	\$492,335

Compounded monthly at annual rate. No taxes, fees, inflation included. For illustrative purposes only.

Remember your time horizon — With many of us spending extended periods of time at home, it may be easy to pay greater attention to the daily market movements. Yet, many of us are longer-term investors with a time horizon that extends well beyond today.

As such, movements over the short term should matter less. History has shown that the longer your time horizon, the greater the possibility of positive outcomes. As longer-term investors, we will see numerous peaks — and troughs — as we invest across the market cycles.

Avoid liquidating; rebalance — If gains in your portfolio make you want to take action, consider making adjustments to your portfolio diversification or asset mix. When we think about the process of reallocation, we often look for opportunities to adjust into areas that stand to benefit in changing environments or pare back positions that have exposure to negative dynamics. Rebalancing, to get your portfolio diversification or asset mix back to its targets, may be one way to take gains while keeping invested for the future.

Rely on professional support — The high valuations of current markets may make it difficult to see opportunity. Yet, there are areas of the markets that haven't experienced the same acceleration in performance. For example, at the time of writing, many value stocks have had a sharp run over the past seven months, but not the extended gains of growth stocks. One of our roles is to critically assess the potential opportunities that may exist, or are to come, while managing risks in a challenging landscape.

Continue to look forward and leave the day-to-day worries of your portfolio to the professionals who are here to help manage it.

¹ cnbc.com/2013/12/02/nobel-prize-winner-warns-of-us-stock-market-bubble.html; ² S&P 500 Index 2013 to 2020.

Table: Likelihood of Positive Outcomes Based on Time Frame

Time Frame	Positive	Negative
Daily	56%	44%
1 Year	75%	25%
5 Years	88%	12%
10 Years	95%	5%
20 Years	100%	0%

Source: S&P/TSX Composite Index, 1/1/1985 to 1/1/2020. TMX data.

For those wanting to save more, it may be as simple as making moderate lifestyle changes like reducing impulse purchases or giving up the daily designer coffee. In the words of an old English proverb: "mighty oaks, from little acorns grow," and it all starts with saving.

Teaching kids about compounded growth?

Here is a fun play on numbers that demonstrates the magic of compounding:

Q: Would you rather have \$50,000 per year for 30 years or a penny¹ that doubled in value every year for 30 years?

A: With the doubling penny, you would have over \$10.7 million after 30 years, versus \$1.5 million with the first option. Although a 100 percent annual rate of return is unrealistic, the example shows the profound effect of compounding over time.²

¹ The penny is no longer in circulation but considered legal tender and will retain its value indefinitely; ² Does not include the effect of any taxes or fees.



■ Personal Income Tax Season is Here

Working From Home? Don't Forget to Claim Home Office Expenses

Did you work from home last year? As a result of Covid-19, the Canada Revenue Agency (CRA) has made changes to the rules surrounding home office expense claims for employees.

The CRA has introduced two simplified methods for claiming home office expenses on your 2020 personal income tax return:

New Temporary Flat Rate Method — A simplified flat rate method to calculate the home office expense deduction has been introduced for those eligible for the 2020 tax year. If you worked from home more than 50 percent of the time, for at least four consecutive weeks in 2020 due to Covid-19, you may claim \$2 for each day worked from home, to a maximum of \$400 per individual. This method can be used by those claiming eligible home office expenses, not any other employment expenses, as long as you were not reimbursed by an employer for all of your home office expenses.¹ Under the temporary flat rate method, you do not have to get a signed form (*T2200* or *T2200S*) from your employer to support the requirement to work from home.

Simplified Detailed Method — If you expect your home office expense claims to exceed the temporary flat rate maximum of \$400, the CRA requires individuals to use a “detailed method.” The CRA has created simplified forms for the detailed method (*T2200S* & *T777S*). While *Form T2200S* does not have to be attached to the tax return, it should be saved for auditing purposes. Under this method, the employee will need to calculate the size of their work space, as a proportion of the home, and detail the hours per week that the space was used for work. The CRA has provided an online calculator to help perform this calculation.

In both simplified processes, employees must complete and attach *Form T777S*¹, *Statement of Employment Expenses from Working at Home Due to Covid-19*, to their tax return. For 2020, the CRA will accept an electronic employer signature on *Form T2200S* or *T2200*.

Changes to Eligible Expenses

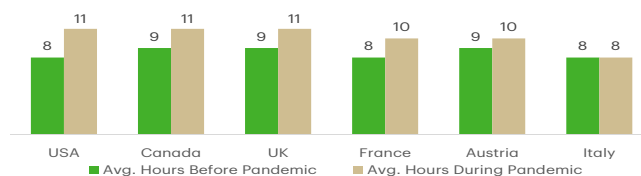
The CRA has also expanded the list of claimable expenses. As a result, reasonable home internet access fees may now be claimed. Detailed information regarding allowable expenses and claims can be found at the Government of Canada website: canada.ca/cra-home-workspace-expenses

1. For expense claims other than home office expenses, *Form T777* will need to be completed.



Chart: Working From Home May Mean Working More...

A recent study suggests working from home has led to a 2.5 hour increase in the average working day globally, and a working day that is two hours longer in Canada. The only nation that hasn't increased its hours? Italy.



Source: forbes.com/sites/zakdoffman/2020/03/24/coronavirus-work-from-home-longer-hours-more-distractions-and-this-surprising-privacy-threat/

■ Macroeconomic Perspectives

Interest Rates, Inflation and the Risk of Doing Nothing

In 1981, Pierre Trudeau was prime minister, Terry Fox ended his run and “Celebration” by Kool & the Gang made best performing single. It was also a time when a five-year mortgage rate hovered around 21.5 percent and inflation hit a high of over 12 percent.¹

For most of the 1970s and early 1980s, inflation ran rampant. This led to a period of stagflation. At one point, an Anti-Inflation Board was set up to control wages and prices. Since then, it has been widely recognized that the central banks are responsible for keeping inflation in check as part of their policy objectives.²

For many years, the Bank of Canada and U.S. Federal Reserve (Fed) have targeted a two percent core inflation rate.³ Over the last decade, inflation has generally hovered close to this target, due to monetary policy actions as well as persistently low price and wage increases. It should be noted that the measure of core inflation doesn't include some of the more volatile components of our goods and services, such as food and gas. Many Canadians would argue that food costs have largely outpaced core inflation rates!

Today's Realities: Low Interest Rates, Low Inflation

Of course, it is unlikely that we will see the return of the inflation rates of the 1970s and early 80s, but even moderate inflation can have a

significant impact over time. The chart (below) shows the erosion of purchasing power of \$100 with just moderate inflation rates.

Table: Erosion of Purchasing Power of \$100 with Moderate Inflation

Year	Inflation Rate		
	1%	2%	3%
0	\$100	\$100	\$100
10	\$90.53	\$82.03	\$74.41
20	\$81.95	\$67.30	\$55.37
30	\$74.19	\$55.21	\$41.20

This should also remind us of the value of investing funds for the future. With interest rates at near-zero levels, many savings accounts yield paltry returns. Add in the subtle effects of inflation and doing nothing with your money can have its own risks.

There are differing views on the longer-term path for inflation. With central banks pledging to keep interest rates low for the foreseeable future, there is the potential for rising inflation — traditional economics suggests that when rates are low and the economy grows, inflation generally increases. Last year, the Fed also signaled a major shift in its approach to managing inflation, allowing it to run above the previous two percent target to stimulate growth and tackle unemployment.³

1. bankofcanada.ca/wp-content/uploads/2010/09/selected_historical_v122497.pdf; 2. federalreservehistory.org/essays/great-inflation/; 3. federalreserve.gov/newsevents/speech/powell20200827a.htm

■ Estate Planning

What We Want at the End of Life

It is understandable that many of us prefer to avoid the subject of end-of-life planning, or at least try to put it off until the last moment. Yet, the pandemic should remind us of the importance of these discussions.

In the end, what is important to people may depend on where they live. One study has shown that what we consider to be important when thinking about our own mortality changes based on the country in which we live.¹ Closer to home, many of us may feel it important to ensure that family is not burdened financially. In Italy, the leading priority is having loved ones around. In Brazil, it is being at peace spiritually.²

Yet, many common themes transcend nationality. Many people may have given thought to their wishes in the event of grave illness, but may not have had serious conversations with loved ones. More so, there is an even greater likelihood that their wishes have not been documented.

Perhaps most surprising, there is a discrepancy between what people want and what they expect to happen at the end. To bridge this gap, having a conversation about end-of-life preferences may be a good first step.

Difficult Conversations: End-Of-Life Planning

While we may prefer to avoid the subject of end-of-life planning, the pandemic should remind us that unexpected losses can happen. This is why discussing end-of-life wishes is important — not only to provide comfort to loved ones that the right decisions will be made, but also to help avoid potential complications such as family disputes or, worse, the need for court intervention.

If you haven't had these conversations, here are some questions to start the dialogue:

Who do you wish to make decisions on your behalf if you are unable? It is important to identify trusted individual(s) that can make decisions the way you wish and on your behalf if you are unable. The person(s) should be made aware of their role, as well as the preferences for your care.

In a medical crisis, what type of treatment do you want, or not want? Some people may have strong feelings about different types of medical treatment. Have you considered how invasive you

want medical care to be, such as being kept alive on a respirator, including a breathing machine or ventilator? If you are in pain and can't make clear decisions, are you comfortable with high doses of pain-killers? Your preferences may depend on the amount of time that passes for treatment — if it is temporary, or should the situation persist over the longer term.

What are your preferences for quality of life and types of care?

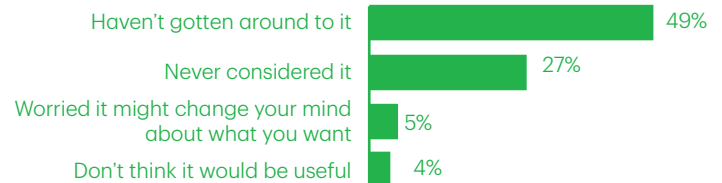
Quality of life preferences can be very personal — some may be fine with having help getting dressed or bathed, but not with being tube-fed to stay alive. It may be important for individuals to live independently within their own home. Others may be comfortable in assisted care, such as in a hospice or palliative care facility.

We Are Here to Provide Support

Perhaps one of the more positive outcomes of the pandemic will be that it helps to facilitate discussions between loved ones. Having a conversation is the first step. Documenting these wishes as part of a broader estate plan is also important. If you are looking for resources to help support these difficult conversations with adult children or elderly parents, please call.

1. kff.org/report-section/views-and-experiences-with-end-of-life-medical-care-in-the-us-findings/;
2. economist.com/graphic-detail/2017/04/27/what-people-want-at-the-end-of-life

Economist Magazine: End-of-Life Survey Reasons for Not Having End-of-Life Wishes Documented (Top Four Responses Listed = 85 Percent)



Source: Kaiser Family Foundation, 2017.

Bayswater Group — TD Wealth Private Investment Advice

10th Floor – 700 West Georgia Street, Vancouver, BC V7Y 1A2

T: 604 659 8100 E: bayswatergroup@td.com W: <http://bayswatergroup.com>

Bill Jaffe

Vice-President, Portfolio Manager
& Investment Advisor
604 659 8110
bill.jaffe@td.com

Louise Fry

Investment Advisor
604 659 8108
louise.fry@td.com

Ryan Ormerod

Associate Portfolio Manager &
Investment Advisor
604 659 8115
ryan.ormerod@td.com

Bayswater
Group



The information contained herein has been provided by J. Hirasawa & Associates for TD Wealth Private Investment Advice and is for information purposes only. The information has been drawn from sources believed to be reliable. Graphs and charts are used for illustrative purposes only and do not reflect future values or future performance of any investment. The information does not provide financial, legal, tax or investment advice. Particular investment, tax, or trading strategies should be evaluated relative to each individual's objectives and risk tolerance. All third party products and services referred to or advertised in this newsletter are sold by the company or organization named. While these products or services may serve as valuable aids to the independent investor, TD Wealth does not specifically endorse any of these products or services. The third party products and services referred to, or advertised in this newsletter, are available as a convenience to its customers only, and TD Wealth is not liable for any claims, losses or damages however arising out of any purchase or use of third party products or services. All insurance products and services are offered by life licensed advisors of TD Waterhouse Insurance Services Inc. TD Wealth Private Investment Advice is a division of TD Waterhouse Canada Inc., a subsidiary of The Toronto-Dominion Bank. TD Waterhouse Canada Inc. - Member of the Canadian Investor Protection Fund. All trademarks are the property of their respective owners. *The TD logo and other trade-marks are the property of The Toronto-Dominion Bank. Bayswater Group is part of TD Wealth Private Investment Advice.